







I am completing this survey as:

Response	Frequency	Percent	0	20	40	60	80	100		
An HCPS Staff Member	2978	35.3%								
A Parent or Guardian	5462	64.7%								


In the case of an inclement weather event that prevents safe transportation to schools, I would like HCPS to do the following: (please choose one option)

Response	Frequency	Percent	0	20	40	60	80	100		
Option 1- Close all schools and offices.	3465	41.1%								
Option 2- Conduct virtual instruction.	4975	58.9%								



I would like virtual instruction to be: (please choose one)

Response	Frequency	Percent	0	20	40	60	80	100		
Asynchronous	3594	72.2%								
Synchronous	1385	27.8%								



I am completing this survey as:

Response	Frequency	Percent	0	20	40	60	80	100	
An HCPS Staff Member	2978	100.0%							
A Parent or Guardian									


In the case of an inclement weather event that prevents safe transportation to schools, I would like HCPS to do the following: (please choose one option)

Response	Frequency	Percent	0	20	40	60	80	100	
Option 1- Close all schools and offices.	1061	35.6%							
Option 2- Conduct virtual instruction.	1917	64.4%							



I would like virtual instruction to be: (please choose one)

Response	Frequency	Percent	0	20	40	60	80	100	
Asynchronous	1593	83.0%							
Synchronous	326	17.0%							



I am completing this survey as:

Response	Frequency	Percent	0	20	40	60	80	100
An HCPS Staff Member								
A Parent or Guardian	5462	100.0%						

In the case of an inclement weather event that prevents safe transportation to schools, I would like HCPS to do the following: (please choose one option)

Response	Frequency	Percent	0	20	40	60	80	100
Option 1- Close all schools and offices.	2404	44.0%						
Option 2- Conduct virtual instruction.	3058	56.0%						

I would like virtual instruction to be: (please choose one)

Response	Frequency	Percent	0	20	40	60	80	100
Asynchronous	2001	65.4%						
Synchronous	1059	34.6%						

Please select your student's school or your work location from the list below. Please select the school associated with the Student ID used to complete the survey.

Response	Frequency	Percent	0	20	40	60	80	100
Aberdeen High School	202	2.4%						
Aberdeen Middle School	155	1.8%						
Abingdon Elementary School	133	1.6%						
Bakerfield Elementary School	66	0.8%						
Bel Air Elementary School	166	2.0%						
Bel Air High School	372	4.4%						
Bel Air Middle School	349	4.1%						
C. Milton Wright High School	295	3.5%						
Church Creek Elementary School	102	1.2%						
Churchville Elementary School	97	1.1%						
Darlington Elementary School	29	0.3%						
Deerfield Elementary School	89	1.1%						
Dublin Elementary School	63	0.7%						
Edgewood Elementary School	57	0.7%						
Edgewood High School	179	2.1%						
Edgewood Middle School	149	1.8%						
Emmorton Elementary School	134	1.6%						
Fallston High School	254	3.0%						
Fallston Middle School	223	2.6%						
Forest Hill Elementary School	132	1.6%						
Forest Lakes Elementary School	142	1.7%						
Fountain Green Elementary School	124	1.5%						
George D. Lisby Elementary School at	79	0.9%						
Hall's Cross Roads Elementary School	44	0.5%						
Harford Technical High School	244	2.9%						
Havre de Grace Elementary School	125	1.5%						
Havre de Grace High School	148	1.8%						
Havre de Grace Middle School	126	1.5%						
Hickory Elementary School	200	2.4%						
Homestead / Wakefield Elementary	269	3.2%						
Jarrettsville Elementary School	143	1.7%						
John Archer School	85	1.0%						
Joppatowne Elementary School	83	1.0%						
Joppatowne High School	99	1.2%						
Magnolia Elementary School	66	0.8%						
Magnolia Middle School	97	1.1%						
Meadowvale Elementary School	107	1.3%						
Norrisville Elementary School	70	0.8%						
North Bend Elementary School	107	1.3%						
North Harford Elementary School	93	1.1%						

Response	Frequency	Percent	0	20	40	60	80	100
North Harford High School	280	3.3%						
North Harford Middle School	233	2.8%						
Patterson Mill High School	198	2.3%						
Patterson Mill Middle School	193	2.3%						
Prospect Mill Elementary School	156	1.8%						
Red Pump Elementary School	198	2.3%						
Ring Factory Elementary School	172	2.0%						
Riverside Elementary School	64	0.8%						
Roye-Williams Elementary School	90	1.1%						
Southampton Middle School	306	3.6%						
Swan Creek School	95	1.1%						
William Paca/Old Post Road	110	1.3%						
William S. James Elementary School	102	1.2%						
Youth's Benefit Elementary School	331	3.9%						
Central Office	140	1.7%						
Facilities	7	0.1%						
Hickory Annex	10	0.1%						
Transportation	58	0.7%						